


Stoffen-snijlijst Maisons d'Alsace

Block 5.1


Begane grond




I. Snij 1 rechthoek van $2 \times 3\frac{1}{2}$ inch



II. Snij 1 rechthoek van $2\frac{1}{4} \times 5\frac{1}{2}$ inch




III. Snij 1 rechthoek van $1\frac{3}{4} \times 3\frac{1}{2}$ inch



IV. Snij 1 rechthoek van 1×6 inch



V. Snij 1 rechthoek van $3\frac{7}{8} \times 8\frac{1}{8}$ inch



VI. Snij 1 rechthoek van $1\frac{7}{8} \times 2\frac{1}{4}$ inch



VII. Snij 1 rechthoek van $1\frac{7}{8} \times \frac{3}{4}$ inch



VII. Snij 1 rechthoek van $1 \times \frac{3}{4}$ inch



IX. Snij 1 rechthoek van $1\frac{1}{4} \times 4\frac{3}{8}$ inch



X. Snij 1 rechthoek van $1\frac{1}{2} \times 3\frac{3}{8}$ inch



XI. Snij 1 rechthoek van $1\frac{3}{4} \times 4\frac{1}{8}$ inch



I. Snij 3 rechthoeken van 1×3 inch




II. Snij 2 rechthoeken van $1 \times 3 \frac{1}{4}$ inch



III. Snij 2 rechthoeken van $1 \times 4 \frac{3}{4}$ inch



IV. Snij 1 rechthoek van $1 \times 3 \frac{1}{8}$ inch



V. Snij 2 rechthoeken van $1 \times 9 \frac{1}{4}$ inch

Alle grijze stroken 6mm ($\frac{1}{4}$ inch) bias band.


Strookbreedte 12mm ($\frac{1}{2}$ inch)




I. Snij 2 rechthoeken van $1 \frac{5}{8} \times 3$ inch



II. Snij 1 rechthoek van $1 \frac{5}{8} \times 9 \frac{3}{4}$ inch




I. Snij 1 rechthoek van $\frac{3}{4} \times 1 \frac{7}{8}$ inch



II. Snij 1 rechthoek van $1 \frac{1}{4} \times 3 \frac{5}{8}$ inch



III. Snij 1 rechthoek van $1 \frac{1}{4} \times 1 \frac{3}{8}$ inch



I. Snij 1 rechthoek van $\frac{3}{4} \times 1$ inch




II. Snij 1 rechthoek van $2 \frac{1}{4} \times 1$ inch



III. Snij 1 rechthoek van $\frac{3}{4} \times 1 \frac{1}{4}$ inch



IV. Snij 1 rechthoek van $1 \times 3 \frac{1}{8}$ inch



I. Snij 1 rechthoek van $2 \frac{5}{8} \times 4 \frac{3}{4}$ inch